





Fancy Grey 600x1200

FANCY

The Fancy series is inspired by the style and charm of a New York apartment, embellished by a design that embodies a distressed and oxidised finish. This range is proudly designed and manufactured in Spain and is exclusive to Elite Importers within Australia.

Technical Information

| SIZE | MATERIAL | THICKNESS | EDGE | INDICATION FOR USE | PRINT FACES | SLIP RESISTANCE | SURFACE FLATNESS | WATER ABSORPTION |
|----------|-----------|-----------|-----------|--------------------|-------------|-----------------|------------------|------------------|
| 95X600 | PORCELAIN | 10 | RECTIFIED | FLOOR/WALL | 12+ | CLASS 1 | < 0.5 | < 0.5 |
| 600X600 | PORCELAIN | 10 | RECTIFIED | FLOOR/WALL | 12 | CLASS 1 | < 0.5 | < 0.5 |
| 600X1200 | PORCELAIN | 11 | RECTIFIED | FLOOR/WALL | 6 | CLASS 1 | < 0.5 | < 0.5 |

FANCY




FANCY WHITE 600X1200

187529 - FANCY WHITE REC MATT



FANCY WHITE 600X600

187525 - FANCY WHITE REC MATT



FANCY WHITE 95X600

187549 - RODAPIE FANCY WHITE REC MATT



FANCY GREY 600X1200

187531 - FANCY GREY REC MATT



FANCY GREY 600X600

187527 - FANCY GREY REC MATT



FANCY GREY 95X600

187551 - RODAPIE FANCY GREY REC MATT




FANCY WARM 600X1200

187530 - FANCY WARM REC MATT



FANCY WARM 600X600

187526 - FANCY WARM REC MATT









FANCY WARM 95X600

187550 - RODAPIE FANCY WARM REC MATT

ICONS






Finish

This describes the type of tile surface finish applicable to the slip rating icon

| | |
|--|---|
|  | GLOSS Shiny surface |
|  | LAPPATO Partial shiny surface |
|  | MATT Smooth, non-reflective |
|  | NATURAL Textured surface |
|  | ALFRESCO Slightly textured |
|  | EXTERNAL Slip-resistant |





Slip Rating

The below explanations are based on the level of risk potentially involved

| | |
|---|--|
|  | VERY HIGH Internal |
|  | HIGH Internal & covered external |
|  | MODERATE Internal & covered external |
|  | LOW External suitable |
|  | VERY LOW External suitable |

Colour and Pattern Variation

This gives an indicator of the level of print variation to expect with a tile range

| | |
|---|--|
|  | UNIFORM APPEARANCE Minimal variation |
|  | SLIGHT VARIATION Pattern with similarities |
|  | MODERATE VARIATION Significant variation |
|  | HIGH VARIATION Random & extreme variation |

ELITE IMPORTERS PTY LTD | ABN 72 611 769 674
02 9725 3079 | orders@eliteimporters.com | www.eliteimporters.com | Unit 1A, 3-5 Wrightland Place, Arndell Park NSW 2148

ELITE |   
importers | *follow us*